


THE ANTARA FOUNDATION
CIN: U85100DL2013NPL248051
BALANCE SHEET AS AT MARCH 31, 2019

	Notes	As at 31 March 2019 Rs.	As at 31 March 2018 Rs.
EQUITY AND LIABILITIES			
Shareholders' Funds			
Share capital	3	1,00,000	1,00,000
Corpus Fund	4	20,75,00,000	18,75,00,000
Reserves and Surplus	5	(14,80,42,733)	(12,25,55,738)
		<u>5,95,57,267</u>	<u>6,50,44,262</u>
Non-Current liabilities			
Long-term provisions	6	<u>23,45,262</u>	<u>19,97,836</u>
		23,45,262	19,97,836
Current Liabilities			
Trade payables			
(A) total outstanding dues of micro enterprises and small enterprises			
		-	-
(B) total outstanding dues of creditors other than micro enterprises and small enterprises			
	7	3,58,353	13,52,186
Other Current Liabilities			
Short term provisions	8	11,35,429	17,41,139
	9	<u>37,500</u>	<u>9,934</u>
		15,31,282	31,03,259
Total		<u><u>6,34,33,811</u></u>	<u><u>7,01,45,357</u></u>
ASSETS			
Non-Current Assets			
Fixed Assets			
- Tangible Assets	10	38,48,775	41,20,533
- Intangible Assets	10	75,21,692	1,45,061
Capital work in progress	11	-	74,45,572
Long-Term Loans and Advances	12	<u>37,59,548</u>	<u>38,09,548</u>
		1,51,30,015	1,55,20,714
Current Assets			
Cash and Cash Equivalents	13	4,44,18,010	5,19,33,460
Short-Term Loans and Advances	14	9,00,731	10,43,594
Other Current Assets	15	<u>29,85,055</u>	<u>16,47,589</u>
		4,83,03,796	5,46,24,643
Total		<u><u>6,34,33,811</u></u>	<u><u>7,01,45,357</u></u>

Summary of significant accounting policies 2.1 - -
The accompanying notes are an integral part of the financial statements


As per our report of even date
For A.V. RAVINDRANATH & CO.
Firm Regn No. 017483N
Chartered Accountants

For and on behalf of the Board of Directors


A.V. RAVINDRANATH, FCA
Membership No. 17876
UDIN : 19017876AAAAEA9918




Ashok Alexander
Director
DIN 02453481


Anjali Alexander
Director
DIN 06450946

Place: New Delhi
Date: 24-09-2019

THE ANTARA FOUNDATION

CIN: U85100DL2013NPL248051

INCOME AND EXPENDITURE ACCOUNT FOR THE YEAR ENDED MARCH 31, 2019

	Notes	For the year ended 31 March 2019 Rs.	For the year ended 31 March 2018 Rs.
INCOME			
Revenue	16	6,33,00,000	6,87,40,538
Other income	17	36,74,316	48,01,566
TOTAL		6,69,74,316	7,35,42,104
EXPENDITURE			
Employee benefit expenses	18	5,12,97,840	6,56,69,120
Depreciation and Amortization expenses	19	9,66,099	20,11,474
Finance cost	20	-	1,617
Other administration expenses	21	4,01,97,372	5,15,29,234
TOTAL		9,24,61,311	11,92,11,445
Excess of income over expenditure (excess of expenditure over income) before tax		(2,54,86,995)	(4,56,69,341)
Tax expense		-	-
Total tax expenses		-	-
Excess of income over expenditure (excess of expenditure over income) after tax		(2,54,86,995)	(4,56,69,341)
Earnings per Share			
- Basic		(2,548.70)	(4,566.93)
- Diluted		(2,548.70)	(4,566.93)

Summary of Significant accounting policies 2.1


The accompanying notes are an integral part of the financial statements


As per our report of even date
For A.V. RAVINDRANATH & CO.
Firm Regn No. 017483N
Chartered Accountants


A.V. RAVINDRANATH, FCA
Membership No. 17876
UDIN : 19017876AAAAEA9918



For and on behalf of Board of Directors


Anjali Alexander
Director
DIN 06450946


Ashok Alexander
Director
DIN 02453481

Place: New Delhi
Date: 24-09-2019